

The SANY logo is displayed in a bold, white, sans-serif font against a red rectangular background.

SANY

supported by **Putzmeister**

A black and white photograph of a construction site. Two SANY SY68 truck-mounted concrete pumps are shown with their long, articulated booms extended high into the air, pouring concrete into a large, multi-story building under construction. The building is surrounded by scaffolding and other construction equipment. In the background, there are other buildings and a cloudy sky.

SY68 TRUCK-MOUNTED CONCRETE PUMP

PRODUCT SPECIFICATIONS

EFFICIENCY IN YOUR FLEET

The SANY boom pumps, fully supported by Putzmeister America, combine automotive grade manufacturing with Putzmeister's industry leading Sales, Parts, and Service teams.

The SY68 RZ6-200 sits on a 7-axle straight truck and can pump 200 m³ per hour (262 yd³ per hr), making the unit one of SANY's most powerful pumps with maximum reach capabilities, all in one cost-effective package. All SANY concrete pumps offer value, simplicity, reliability, and cost-effectiveness.

Toll-Free Hotline: 1-800-884-7210

Parts & Service: 1-800-890-0269

FEATURES EXPLAINED

THE SYSD 10" TOUCH DISPLAY:

SYSD Touch Display makes operation more user-friendly and allows users to quickly conduct diagnostics. The SYSD provides inputs/outputs, bypasses, and fault codes to troubleshoot and get your pump operational.


9



ROD-SIDE/PISTON-SIDE PUMPING, HIGH-LOW PRESSURE SWITCH (SBU):

Logic boxes on the pump allow the operator to switch from low to high pressure pumping with just a switch. High-low pressure changeover switch is located on the back panel.

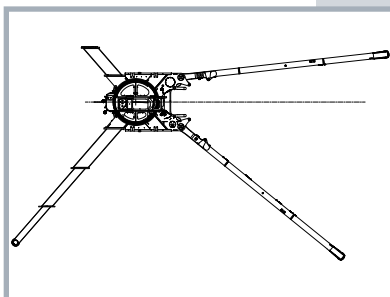
10



AUTOMATIC OSS:


SYMC automatically estimates boom rotation area according to pump mode, outriggers, and stabilization feedback.

11

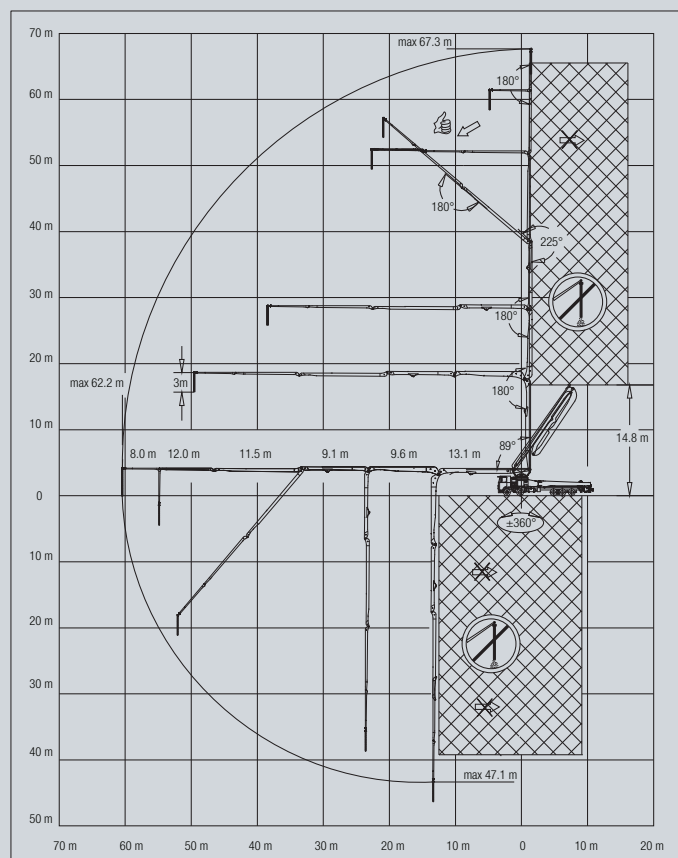


STANDARD EQUIPMENT

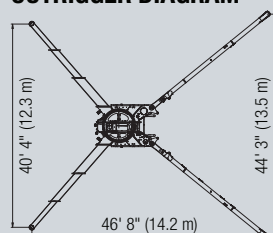
- 185 gal (700 L) water tank
- Water pump 13 gal/min (183 psi)
- Twin wall delivery line — DN 125, 5.5"
- 3 m end hose — DN 125, 5.5"
- Concrete hopper with agitator
- Central lubrication hopper
- Hopper grate RFID agitator safety switch with bypass monitoring system (select models)
- Hopper worklight
- Side marker lamps
- Chrome-lined material cylinder
- SANY SYSD user interface display
- SANY SYMC control system
- Radio remote control proportional
- 2nd remote control transmitter incl. 40 m cable
- Boom pedestal (X-type outriggers and swing out legs)
- OSS one side support
- 4x outrigger pads
- Boom and frame horns, activated at hopper or via remote
- Rear step handrail
- Boom not in cradle warning device
- Guardrail on pedestal
- 2x 12V/24V converter
- Aluminum decking
- Left and right side rear steps
- Foldable hopper lid
- Hopper grate vibrator (remote control)
- Linear measuring system on drive cylinders with proximity switch backup in case of failure



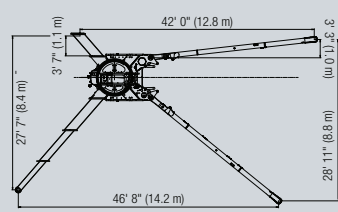
SY68 RANGE DIAGRAM



OUTRIGGER DIAGRAM



OSS DIAGRAM



SY68

Machine

Length	55' 1" (16.8 m)
Width	8' 5" (2.6 m)
Height	13' 5" (4.1 m)
Weight	129,458 lbs (58,722 kg)

Boom

Boom Folding Pattern	RZ
Boom Rotation	± 360
Boom Arms	6
Vertical Reach	220' 10" (67.3 m)
Horizontal Reach	204' 1" (62.2 m)
Unfolding Height	48' 7" (14.8 m)

Outrigger

Type of Outriggers	X Extension / Swing out
Front Outrigger Spread	40' 4" (12.3 m)
Rear Outrigger Spread	44' 3" (13.5 m)
One Side Support (OSS)	Yes

Pump

SANY PCU model	SY-200
Main Oil Pump	Rexroth
Hydraulic System Configuration	Open
Hydraulic System Pressure	4,641 psi (320 bar)
Output - Rod Side	262 yd³/hr (200 m³/hr)
Output - Piston Side	179 yd³/hr (137 m³/hr)
Pressure - Rod Side	1,204 psi (83 bar)
Pressure - Piston Side	1,757 psi (121 bar)
Strokes Per Minute - Rod Side	33
Strokes Per Minute - Piston Side	23
Material Cylinder Diameter	10.2" (260 mm)
Stroke Length	6' 3" (1,900 mm)

Hopper

BC38C10AM

Height	55" (1.4 m)
Capacity	159 gal (600 L)

† Technical data is based on Mack 146R LSSA chassis selection

A PROMISE OF PERFORMANCE

When you're putting together a concrete pumping fleet, it's important to work with a company that's with you every step of the way. Rest assured that when you purchase a SANY unit through Putzmeister America, Inc. you have the full backing of our company.

Supporting you 24/7

- **Customer Support and Service:** In addition to 24/7 technical support, Putzmeister has experienced Field Service Technicians available for Boom Pump start-ups.
- **Warranty Coverage:** Putzmeister warrants SANY Concrete Pumps for 12 months or 2,000 hours (whichever occurs first) after the delivery to the initial purchaser.
- **Parts and Accessories:** Customers can purchase parts through Putzmeister America. Our in-stock inventory includes more than 20,000 parts.
- **Quality and Support:** From questions you may have before your purchase to technical expertise you need right on the job site, you're never alone with Putzmeister. Choose Putzmeister and you get more than equipment. You have a promise of performance.

SANY

supported by **Putzmeister**



Putzmeister

1733 90th Street | Sturtevant, WI 53177 USA

T: (262) 886-3200 | (800) 884-7210

F: (262) 884-6338 | sanyconcretemachinery.com