



40Z-METER | TRUCK-MOUNTED CONCRETE BOOM PUMP

40Z-METER





# A NEW STANDARD OF INNOVATION AND EXCELLENCE

## LONG ON REACH, LIGHTWEIGHT IN DESIGN

Weighing in under 57,500 lbs. (26,000kg) on its three-axle chassis, Putzmeister's 40Z-Meter offers more reach for less money. Its compact and lightweight design is a significant achievement because it helps avoid the added expense of special road permits required in most states when utilizing larger four-axle vehicles.

The four-section Multi-Z boom provides exceptional vertical reach of 128 feet 3 inches with a compact outrigger footprint for tight spaces. Rack and pinion slewing gives you better weight distribution and smooth rotation.



2

## ERGONIC® SYSTEM BENEFITS



3

### ERGONIC PUMP CONTROL SYSTEM (EPS)

The computer-aided EPS constantly monitors and regulates the operation of the concrete pump and truck engine. The electronic regulation of this system means the pump always runs at peak performance. EPS results in more productivity and greater efficiency with less for the operator to worry about.



4

### ERGONIC OUTPUT CONTROL (EOC)

Integral to EPS, EOC reduces fuel consumption, wear and noise. EOC automatically adjusts the engine speed to the minimum required for the delivery rate specified by the operator on the remote control.

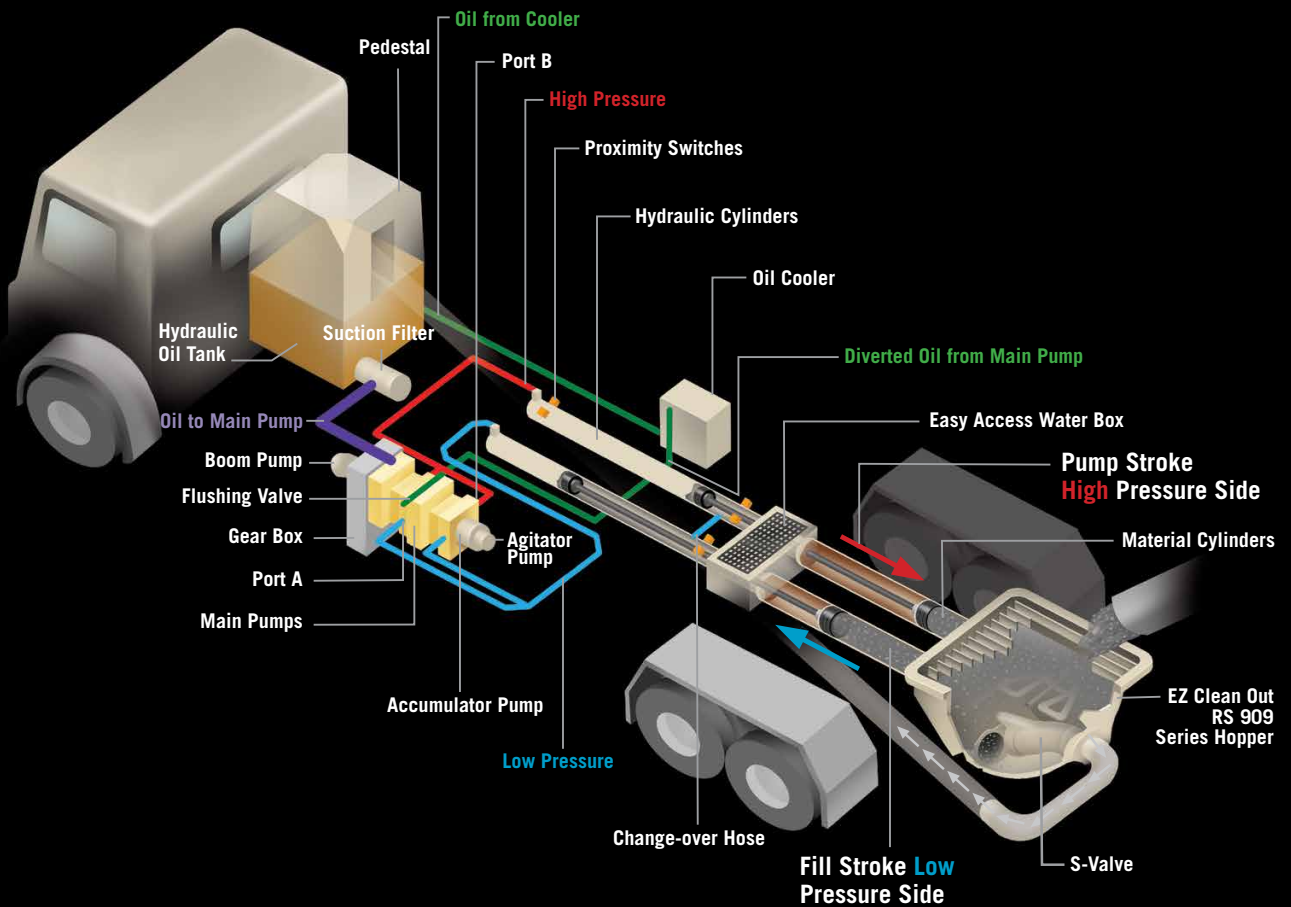


5

### ERGONIC GRAPHIC DISPLAY (EGD)

Putting the operator in control of success, the color EGD provides EPS monitoring from one convenient location. The simple-to-use EGD shows a quick and clear visual display of important system information and allows the operator to set individual pumping performance parameters.





# PUTZMEISTER | FREE FLOW HYDRAULICS

## FREE FLOW HYDRAULICS IN A CLOSED LOOP SYSTEM

The pumps at the heart of Putzmeister's free flow pumping system are bi-directional, variable displacement piston pumps. Depending on stroke, oil flows in a closed loop from either port A or port B on the pump to the hydraulic cylinders.

Depending on the specific pump cell size, up to 20% of the oil leaves the simple closed loop system during each stroke through a flushing valve on the main pump and cycles to a cooler before it returns to the hydraulic oil tank. Removing and cooling only this minimal amount of oil is possible because, unlike an open loop system, the oil flows freely without passing through any unnecessary valves that can generate heat.

The closed loop also requires far less oil to run the system, as a larger reservoir is not necessary to cool all of the oil.

Speed and timing are also critical to superior performance. Quicker and more responsive than a hydraulic signal, the electrical system on a Putzmeister pump minimizes the time it takes to change direction at stroke end.

An electrical signal precisely synchronizes the drive cylinders with the accumulator system that controls the S-Valve in the hopper. Reserved energy stored in a nitrogen bladder is sent as a supercharged blast of oil at precisely the right moment to facilitate a smooth and fast shift of the S-Valve from one position to another.

## KEY ADVANTAGES OF PUTZMEISTER'S FREE FLOW HYDRAULICS

- Changes in material pressure in the delivery line are reduced to ensure smooth pumping and a consistent concrete flow.
- The intelligent design minimizes wear-inducing pressure peaks, increases service life and makes our pumps extremely powerful.
- Rapid change-over of the stroke means higher outputs, a smoother flow of concrete and less boom bounce.
- There is greater pump output due to the efficient use of all available energy.

## BOOM

---

- 128' 3" (39.10m) vertical reach
- Low 30' 10" (9.40m) unfolding height
- Versatile 4-section Multi-Z boom
- Manual lubrication, optional auto lubrication
- Integrated work lights

## BOOM OPERATION AND CONTROL

---

- Smooth and precise boom positioning at greater distances
- Fully proportional HBC radio remote
- Fully proportional remote with 130' (40m) cable
- Gauge Port Central (GPC)
- Modular Boom Controls (MBC)
- 24V electrical system

## DELIVERY LINE

---

- Equipped with 4.6" (117mm) twin-wall delivery line on all boom sections providing efficient concrete delivery
- P2W twin pipe with PPT turret elbows
- Easy lift-out brackets for simple delivery line replacement
- Standardized elbows and straight pipe sections
- Common component availability and easy replacement

## PEDESTAL

---

- Rack and pinion slewing system for better weight distribution, smoother boom rotation and the potential for greater net reach
- Fully integrated pedestal design absorbs all forces
- Access opening simplifies changing of turret pipe
- Easy access large single-suction filter with indicator gauge
- Condensation trap in the tank for water collection
- Two spacious decks for convenient pipe and hose storage
- Manual lubrication, optional auto lubrication
- Side-mounted aluminum toolboxes
- Integrated work lights
- Breakaway rear steps

## OUTRIGGERS

---

- Quick setup on restrictive job sites
- Fully hydraulic outriggers with integral cylinders
- "X" brace outrigger system
- Front outriggers extend diagonally out and down
- Rear outriggers swing out and extend down
- Four outrigger pads in two side compartments
- Bubble level indicators
- Optional auxiliary fuel tank
- Optional auxiliary water tank
- Optional One-Sided Support (OSS) outriggers 180°

## CONCRETE PUMP

---

- Ergonic® Pump System (EPS) with color Ergonic Graphic Display (EGD)
- Choose from high pressure or high volume with the same setup
- Free flow hydraulic system for smooth, controllable pumping
- Multi-piece piston cup design
- Hard-chromed material cylinders
- Redundant proximity sensor system with function indicators replaced by display on EGD
- Fully adjustable volume control for very slow pumping with full concrete pressure and boom speed
- Modular pump control box

## EZ CLEAN OUT RS 909 HOPPER

---

- Large 19.4 ft<sup>3</sup> (550L) capacity
- Hardox remixer paddle
- Grate-mounted vibrator
- Hopper grate RFID safety switch
- Hinged splash guard covers hopper during transit
- Lower hopper height allows easy discharge from ready mix truck
- Automatic lubrication
- Hopper work light

## S-VALVE

---

- Ideal for high pressure applications and harsh mixes
- Hard-faced S-Valve
- Gradual 9" to 7" (230 to 180mm) reduction
- Thick-walled valve construction
- Lasting wear over years of use

## CLEAN OUT

---

- Fast and easy clean out
- 406 psi (28 bar) hydraulically-driven water pump
- Wash out kit and hose
- Integrated 185 gallon (700L) water tank



The PRO-VANTAGE® Warranty Plan extends the coverage on all Putzmeister BSF boom pumps for a total of 36 months or 6,600 hours at no extra charge. Domestic only.



**BETTER BOOM DESIGN** 7

Robust and more resilient, Putzmeister's "smart design" boom incorporates welding seams below the edge of maximum stress. The boom is engineered to offer the flexibility to adapt to different loads and features more straight pipe for a less stressful concrete flow and longer wear on parts. The Multi-Z configuration handles space restrictive areas and can pump even if the boom is not fully extended.



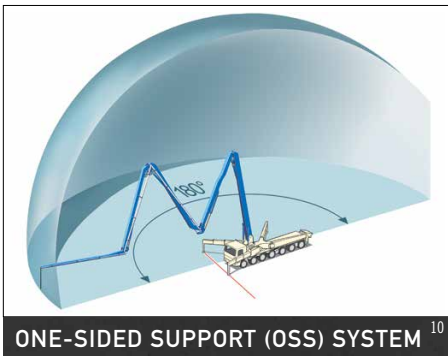
**CONVENIENCE AND CONTROL** 8

The Automatic Frequency Management (AFM) system on the standard HBC proportional radio remote ensures minimal interference with other frequency transmitters. A fully proportional cable remote is also standard. Unlike other remote control systems, the radio and cable remote systems are independent, offering redundancies to ensure proportional operation with either the radio or cable remote.




**RS 909 HOPPER** 9

Putzmeister's robust, yet lightweight EZ Clean Out RS 909 hopper is engineered for performance and durability. Offering 19.4 ft<sup>3</sup> (550L) capacity, the hopper uses one remixer paddle motor and grate-mounted vibrator. An innovative RFID safety switch incorporated in the hopper disables the machine when the grate is opened.



**ONE-SIDED SUPPORT (OSS) SYSTEM** 10

For enhanced job site versatility, Putzmeister's unique OSS system allows the operator to reduce the outrigger extension on one side of the unit to create a smaller overall machine footprint. Utilizing a series of sensors, the optional OSS system enables the unit to maintain a defined and safe 180 degree working envelope on space restrictive sites that demand a larger boom.



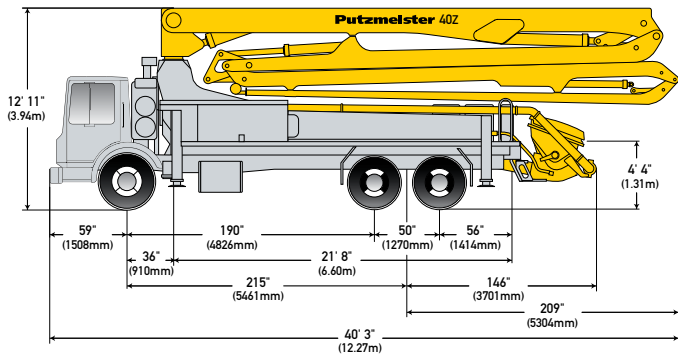
**MODULAR FLATPACK** 11

Fully removable, Putzmeister's modular bolt-on flatpack and hydraulic system combine versatility and servicing convenience. This simple design allows for cost-effective, minimally labor intensive pump cell replacement for upgrades, repairs or as part of a maintenance program.



**FUEL ECONOMY** 12

Switch gears and save with Putzmeister's patented Econo-Gear™. The exclusive design allows the Mack chassis engine to run at a lower rpm, achieving less stress on wear parts, lower noise levels and reduced fuel consumption. Econo-Gear makes a significant impact on job site safety and profitability with an estimated 10-15% savings.



### 40Z-METER TRUCK-MOUNTED SPECIFICATIONS

Length	40' 3"	(12.27m)
Width	8' 2"	(2.50m)
Height	12' 11"	(3.94m)
Wheelbase	215"	(5,461mm)
Front axle weight	18,760 lbs	(8,510kg)
Rear axle weight	38,470 lbs	(17,450kg)
Approx. total weight	57,230 lbs	(25,960kg)

Based on Model MACK MRU 613 with .16H pump cell.  
Weights are approximate and include pump, boom, truck, driver and some fuel.  
Dimensions will vary with different truck makes, models and specifications.

### BOOM SPECIFICATIONS | MULTI-Z DESIGN

<b>Height &amp; Reach</b>		
Vertical reach	128' 3"	(39.10m)
Horizontal reach	115' 1"	(35.10m)
Reach from front of truck*	107' 7"	(32.80m)
Reach depth	82' 0"	(25.00m)
Unfolding height	30' 10"	(9.40m)

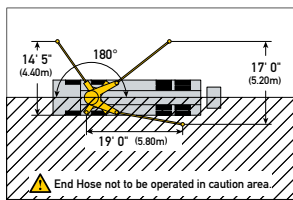
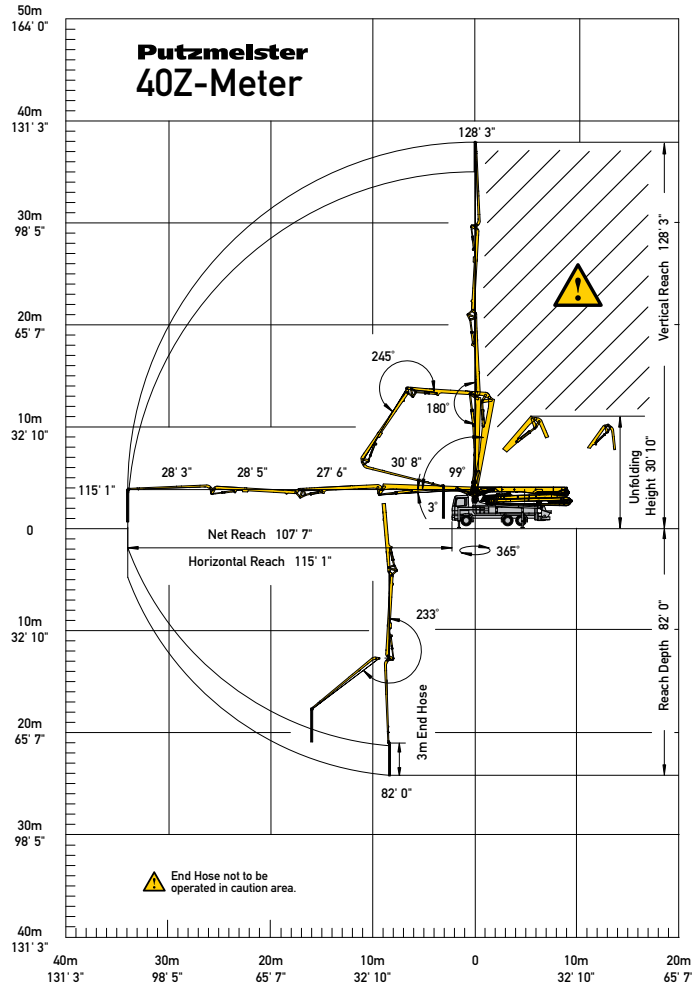
<b>4-Section Boom</b>		
1st section articulation	102°	
2nd section articulation	180°	
3rd section articulation	245°	
4th section articulation	233°	
1st section length	30' 8"	(9.40m)
2nd section length	27' 6"	(8.40m)
3rd section length	28' 5"	(8.70m)
4th section length	28' 3"	(8.60m)

<b>General Specs</b>		
Pipeline Size (ID) metric ends	4.6"	(117mm)
Rotation	365°	
End hose — length	10' 0"	(3.00m)
End hose — diameter	4.5"	(115mm)
Outrigger spread L - R — front	20' 8"	(6.30m)
hydraulically extend out & down		
Outrigger spread L - R — rear	21' 3"	(6.50m)
hydraulically swing out & extend down		

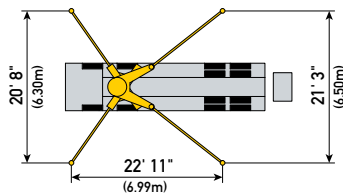
### PUMP SPECIFICATIONS

	40Z.12H	40Z.16H
Output — rod side	144 yd <sup>3</sup> /hr (110m <sup>3</sup> /hr)	210 yd <sup>3</sup> /hr (160m <sup>3</sup> /hr)
— piston side	97 yd <sup>3</sup> /hr (74m <sup>3</sup> /hr)	141 yd <sup>3</sup> /hr (108m <sup>3</sup> /hr)
Pressure — rod side	1,233 psi (85 bar)	1,233 psi (85 bar)
— piston side	1,885 psi (130 bar)*	1,885 psi (130 bar)*
Material cylinder diameter	9" (230mm)	9" (230mm)
Stroke length	83" (2,100mm)	83" (2,100mm)
Maximum strokes per minute		
— rod side	21	31
— piston side	14	21
Volume control	0-Full	0-Full
Vibrator	Standard	Standard
Hard-chromed material cylinders	Standard	Standard
Hydraulic system	Free Flow	Free Flow
Hydraulic system pressure	5,075 psi (350 bar)	5,075 psi (350 bar)
Differential cylinder diameter	5.5" (140mm)	5.5" (140mm)
Rod diameter	3.1" (80mm)	3.1" (80mm)
Maximum size aggregate	2.5" (63mm)	2.5" (63mm)
Water tank— pedestal	185 gal (700L)	185 gal (700L)

Maximum theoretical values listed.  
\* Applies to units mounted on PMA stock truck — MACK MRU 613  
• Standard delivery line system rated at max line pressure of 1,233 psi (85 bar)  
• Ergonic Pump System (EPS) is standard.




With One-Sided Support (OSS) 180°



Photos and drawings are for illustrative purposes only.

Authorized Distributor



Putzmeister America, Inc. Phone (262) 886-3200  
1733 90th Street Toll-free (800) 884-7210  
Sturtevant, WI 53177 USA Fax (262) 884-6338

